

Beauty Care: General Packaging/Assembly System

Sort / Label / Load / Assemble / Label / Erect / Load


Visit www.farason.com for more




1. Product bi-directional table



2. Pick, add magnet and label




3. Fold and load insert into envelope



4. Erect and place cartons



5. Pick, label and collate envelopes



6. Completed package

Project Brief

Product is manually loaded onto a bi-directional sorting table and automatically feed to a point where an Adept Scara robot removes four pieces simultaneously while concurrently a Farason label style applicator reels out and then removes four magnets from a roll.

The product is placed onto the adhesive side of the magnet by the robot and then the four product pieces with magnet now attached pass over a Herma wipe-on style label applicator, a camera for inspection, and are placed down into the indexing chain assembly carriage.

The main assembly system consists of two (Farason) parallel operating, cam driven, indexing chain carriages each equipped product specific fixtures. At the lead end of each carriage Thiele Streamfeeders dispense a cardboard component, a rectangular insert and an envelope.

The four products with magnet and label are placed into four fixtures simultaneously onto their respective inserts. As the carriage transfers the product they pass through a series of pneumatic driven manipulations to fold the insert in half thereby capturing the product between the halves. The folded insert is transferred into the parallel travelling envelopes thus passing from one carriage to the other.

Subsequent to loading the insert/product the envelope passes through another series of pneumatic manipulators that bend, fold and tuck the flap to close the package securely. A second Adept robot picks four products simultaneously passes them across a second Herma wipe-on style label applicator, a camera for inspection, and place them down into a collating carrier bucket.

Blank cartons with auto-lock bottoms are erected and secured in the fixtures of a third indexing chain carriage that transports the empty cartons parallel to the carrier buckets until they stop adjacent to a pusher where a group of 12 envelopes is transferred into the waiting carton. The carton is rotated upright 90° and exits the system on a rubber belt conveyor.

Machine Data

- Feed, Label, Place
- Insert, Fold, Tuck, Label
- Collate, Erect, Load
- Robotic product handling
- Vision quality inspection
- Cardboard feeding
- Carton erecting

Features

- Stainless steel construction
- Modular design
- Simple toolless change-over
- Allen Bradley ControlLogix PLC
- PC Integrated HMI utilizing Factory Talk View ME software.
- Cognex Vision Pro

More Information

For more information on this, and many other Farason projects, please visit our website at www.farason.com or call us at (610) 383-6224.